



## Welcome to the 2023-24 Pride of Colgan Marching Band!

We are so excited about the coming season of the Pride of Colgan! In an effort to keep you informed, you are receiving a lot of information today rather than a little bit of information spread out over the next couple of months. This welcome packet will be available on our website and on CHARMS if you need to access it in the future.

### To Do:

1. Register for the 2023-24 Pride of Colgan online
  - a. Registration/Student/Parent Contract/Uniform Ordering Instructions:  
<https://forms.gle/TRnvGZgnc69NB9cp9>
2. Sign up for our weekly email on [www.colganband.com](http://www.colganband.com)
3. Register for a CHARMS account: Existing members make sure your cell phone is up to date.
4. Pay your marching band fees through your CHARMS account or by check payable to Colgan Band Boosters
5. Order and pay for all required Uniform Orders July 1st through July 7th  
<https://colgan-hs-band-boosters.square.site/>

**\*\* As more information becomes available about rehearsal schedule availability, etc. we will send emails and post updates on our website. The best way to get this information is to sign up for our email list on ColganBand.com.\*\***

## Get in contact!

Mr. Magee, Band Director

 [mageede@pwcs.edu](mailto:mageede@pwcs.edu)

 @colganband

Colgan Band Boosters



[info@ColganBand.com](mailto:info@ColganBand.com)

 [www.colganband.com](http://www.colganband.com)

 @ColganBandBoosters

 @ColganBand

Sign up for our weekly email on  
our webpage!

The Band Boosters maintains a public  
Facebook page and an active, private Facebook

group. You must request access to the group. This protects our students because we post updates on travel plans and other important information.



## How to access parent/student information in Charms

**CHARMS WILL NOT BE ACCEPTING PAYMENTS PRIOR TO JULY 1, 2023 and will be for Marching Band Dues Only**

**Uniform Items will be purchased through the Square Store**

- Log on to [www.charmsoffice.com](http://www.charmsoffice.com), and click “ENTER / LOG IN” in the upper right corner.
- Locate the “PARENT/STUDENT/MEMBERS LOGIN” section of the web page.
- Login to your student’s program account using the following School Code:  

**colgan**
- This will bring up the main “Public” page. This will allow you to look at the “public” calendar for your organization, event list, and handouts and other “publicly shared” files, as well as a few other options.
- The first time you go here, enter your child’s PWCS ID NUMBER into the **Student Area Password** field. You will be directed to the Change Password screen, to set a personal password different from the ID, for future use. You may also be directed to create both a unique Username and Password for the student. There are also mechanisms to recover/reset a lost Username/Password – when you create your new password, create a “hint” as well.
- Whenever you enter using this Username/password, another more detailed screen appears, with various button options for you to access areas in the Charms account. What appears here is partially up to the Account Administrator or Head Director.
- Two areas in which you can help the director/administrator maintain his/her records:
  - **Update Personal Information** – if the director has allowed it, you may help make changes to your and your child’s student information page (such as updating phone numbers / cell carriers and email addresses if they change) to help them communicate with you more effectively. You may also be able to indicate which parent volunteer/resource groups you would like to participate in, if this feature is activated. Click **Update Info** to save changes.
  - **If your program has set up online credit card payments, you can make credit card payments for fees, trips and deposits to your student’s account.** Click **Finances** -- if credit card payment is activated, you will see blue buttons in the four main areas of the financial statement indicating your ability to make online payments.
- You may also see links to enter **Practice Logs**, view **Grades**, and use the **Recording Studio** if the teacher has enabled these options.
- The **Calendar** may list events, rehearsals, and volunteer/RSVP opportunities.
- Most importantly, the parent page assists both you and the teacher to communicate with each other. Stay up to date on what’s going on with your student!
- You can also download the Charms App to your smartphone – search your App Store for “Charms Parent/Student Portal” (or “Charms Blue”). It’s the way to stay in touch on the go!

**If you have any additional questions or concerns regarding your student’s Charms account please contact [president@colganband.com](mailto:president@colganband.com)**

# Dues & Expenses



## Marching Band & Color Guard

**2023-2024 Dues: \$375**

**Senior Fee: additional \$25 is due by August 18<sup>th</sup>, 2023** (This fee includes senior banner, medal and flower at senior night, senior dinner and end of year recognition)

**Minimum deposit of \$100 is due July 1st, 2023 and no later than July 7th, 2023 with uniform order fee**

**Payment #2: \$125 is due by July 28th, 2023**

**Payment #3: \$150 is due by August 18<sup>h</sup>, 2023**

**All clothing purchases (New & Returning Marchers) are due July 7<sup>th</sup>, 2023**

Full Payment may be made, if preferred.

**\*FIRST TIME MARCHERS- Must purchase: 2 blue uniform shirts, 1 pair gray uniform shorts, 1 pair blue uniform warm up pants, 2 pair black uniform socks and 1 pair of black marching shoes (see info on how to order at the end of this packet)**

**\*FIRST TIME COLOR GUARD: Must purchase: 2 blue uniform shirts, 1 pair gray uniform shorts, 1 blue color guard jacket, 1 pair blue uniform warm up pants, 1 pair color guard gloves, and 1 pair color guard marching shoes (see info on how to order at the end of this packet)**

**\*\*Additional uniform items may be purchased\*\***

## **Forms of Payment for Pride of Colgan Dues:**

- **Check.** Checks should be made out to **CBB**. Please note the student's name on check. Payment may be mailed to: Colgan Band Boosters, 13833 Dumfries Rd, Manassas, VA 20112 or returned to Mr. Magee or a booster board member. Checks will not be cashed prior to July 1, 2023
- **Cash**
- **Money Order**
- **PayPal: After July 1, 2023:** access PayPal, enter your Charms account and navigate to the Finances tab. Marching band dues are listed under Fixed Payments. A 3.5% surcharge is added to these payments to cover the PayPal fees. We offer the ability to pay online as a convenience to our families, but we are happy to take payment by cash or check to avoid the surcharge. Contact the CBB Treasurer if you have any difficulties using PayPal at [treasurer@colganband.com](mailto:treasurer@colganband.com). To purchase clothing that isn't listed in the miscellaneous ledger, visit the online store in Charms.

We realize that all family budgets may not be able to meet the requested payment schedule. If dues payments are an issue, please contact CBB Treasurer at [treasurer@colganband.com](mailto:treasurer@colganband.com) as soon as possible to discuss an individualized payment plan. Fulfillment of your band dues commitment is an integral part of CBB's budget planning process and finding a mutually acceptable means benefits all parties concerned.

**Please note: Any student participating in winter drumline or guard must have their marching band fees paid in full before auditioning at any PWCS school.**

## Other Possible Fees for Marching Band Students

*(These anticipated expenses are provided for family budget planning purposes only. Payment instructions will follow at a later time.)*

- \$44-\$55 for replacement marching shoes (sometimes shoes are worn out, broken, or lost during the season)
- \$3-\$10 for replacement socks or gloves

- \$130-\$150 for color guard items such as shoes, tights, earrings, make-up and warm-up suit (cost varies depending on which items particular individuals need)
- Meals- Due to the distance of some competitions we attend, it is necessary for students to eat while we are gone. We will usually work with the competition site to preorder concession meals for our students 1-2 weeks prior. Students will sign up and prepay \$5-\$8 for their meal with us. They always have the option of bringing a meal from home as well.
- Spirit Week- During the second week of band camp the students participate in spirit week. This is optional and most days the items can be found around the house for the theme of the day. Some sections like to wear matching outfits and buy shirts or items at the store.

***Spirit wear such as show shirts, band gear bags, car magnets, etc. will be available for purchase in August. Watch for future emails detailing this year's items.***

## Marching Band Rehearsals and Camps

### June Music Rehearsals

June 6<sup>th</sup>, 7<sup>th</sup>, & 8<sup>th</sup> Pride of Colgan Rehearsal 6:00 PM- 8:00 PM @CHS

There will be a Band Camp 101 Meeting for Parents/Guardians at 6pm on Wednesday June 7th while students rehearse

### Summer Music Rehearsals

Watch your email for updates

### Drumline Auditions & Summer Rehearsals

Watch your email for updates.

### Color Guard Auditions & Summer Rehearsals

Color Guard IS planning summer rehearsals. Please go to [www.colganband.com](http://www.colganband.com) and view our calendar for the summer rehearsal schedule

### Band Camp Week #1

Monday July 31- Friday August 4

8:00 am – 2:00 pm @ CHS

\*\*Marchers\*\*

Monday July 31- Friday August 4

3:00pm-9:00pm @ CHS

\*\*Color Guard\*\*

### Band Camp Week #2-ALL MEMBERS

Monday, August 7– Friday, August 11

8:00 am – 6:00 pm @ CHS

***Band camp is required for all Pride of Colgan Marching Band students. Any anticipated absence must be approved by Mr. Magee prior to camp. Our camp finale performance will be held on Friday evening August 11<sup>th</sup> at 5pm for parents and family with an ice cream social.***

### After-School Rehearsals

The regular practice schedule begins on **August 22nd** and ends in early November.

***Attendance policy:*** *Marching band is a class in which a grade is received, therefore attendance is taken at every rehearsal and performance. Students are expected to be at every rehearsal unless they have an excused reason to miss school. If you can not attend rehearsal the only way to be excused is by telling Mr Magee. This is a graded class is through Mr Magee*

**Monday:** Tape Review & Sectional Practice 2:30- 3:30 pm

(Monday practice is required unless you have an excused reason to miss. However, Monday is the best day to schedule a doctor's appointment if you need to miss a practice during the week)

**Tuesday:** Full Marching Band Rehearsal – 2:30-5:00 pm

**Wednesday:** Full Marching Band Rehearsal – 2:30-5:00 pm

**Thursday:** Full Marching Band Rehearsal – 2:30-5:00 pm

**Friday:** Football Game Day (See details for game day schedule on next page as we have several Thursday night games))

*\*Color Guard and Drumline may have additional practices and/or different times than those listed. These will be provided in the late summer/fall.*

### **2023 Regular Game Schedule**

August 25	Away Game vs. Lake Braddock
August 31	Home Game @ Osbourn
September 8	Home Game @ Stafford
September 14	Away Game vs. Osbourn Park
September 22	Bye Week, No Game
September 29	Away Game @ Gar-Field
October 7	Home Game vs. Freedom (Woodbridge)
October 13	Away Game @ Hylton
October 20	Home Game vs. Woodbridge (Homecoming)
October 27	Home Game vs. Forest Park (Sr Night)
November 3	Away Game @ Potomac

### **2023 Competition Schedule\***

September 16	Woodbridge Viking Invitational Woodbridge HS, Woodbridge, VA
September 23	<b>Colgan Classic</b> <b>All POC &amp; 1 Family Member Req.</b> Stafford Showcase Marching Band Competition
October 7	Marching Band Competition Location TBD
October 14	Marching Band Competition Location TBD
October 28	VBODA Marching Assessment Location TBD

**Mandatory Tag Day: Saturday, August 26, 2023**

**Mandatory Colgan Classic: Saturday, Sept. 23, 2023**

*\*As of May 2023, Subject to change anytime\**

### **Friday Game Day Schedule**

**Home Game Schedule:** Students will remain at school for rehearsal, followed by a homework/social break and dinner. Around 5:40 pm, students will change into their uniforms to prepare for pregame activities. If you'd like to see the band for pregame, plan to arrive by 6:30 pm to find a seat in the stadium.

Dinner: The boosters arrange a variety of meals by potluck provided by band parents and meals ordered in for the students. Your band fees will cover the cost of the meals ordered in. When we host potlucks, we need help providing food for 150 students, staff, and volunteers, please don't be shy! Plus, the band students love having their parents around!

**Away Game Schedule:** Typically, students leave school at dismissal and go home. They will need to eat dinner before returning around 5:00 pm to change into their uniform and travel to the game. Students return to Colgan at the conclusion of the game, usually around 10:00 pm.

Note: Times/dates may be adjusted to compensate for weather and other activities on campus. Mr. Magee sets the arrival time based on where the game is located.

The past two years we have held our band photos on an away game day and the students have stayed at school instead of going home and returning. We ordered dinner for them on that day. If we decide to do this again we will give you advance notice.



### **Food Allergies and Dietary Needs:**

We will do our best to accommodate food allergies and dietary needs but please understand we may not be able to accommodate every allergy/need at every meal. All food provided is open to all students, so if a student isn't able to eat the main meal item they may still choose any of the other items we offer for dinner that evening. Please be sure to fill out the food allergy/dietary need section of the paperwork so we can start planning the meals we will be serving.

## Saturday Competition Schedule



Before every competition, Mr. Magee will rehearse with the students for 1-1 ½ hours to prepare a final run through of the show specific to the host location's field orientation. If the host school has moved the competition indoors, the students will rehearse in the gym to familiarize themselves with that competition set-up. After rehearsing, the students will be given a break to eat a meal brought from home. **Students always need to bring a meal from home on competition days.** (It is best if they bring it with them rather than have a parent try to time the break because sometimes the weather forces the break to be earlier than expected and then the student doesn't have any food to eat.)

After the lunch break, the students will get dressed into their uniforms and load the buses to travel to the competition. Once we get to the competition the students will warm up with Mr. Magee (no parents) and then march into the venue to perform. The band will stay until the end of the competition for the awards and then load the buses and travel home. Since we are a larger band, we usually perform towards the end of a competition.

We attend local competitions and ones that are almost two hours away, so the day can be very long depending on where we are traveling. Students can bring a snack with them but make sure it is uniform friendly and doesn't contain anything sticky, colored, powdery, or chocolate. If we know we will be gone long enough that the students will need to eat another meal we usually try to pre order meals from the host school's concession stand and our band volunteers deliver it to our students in the bleachers. If we do this, you will sign up via a Google form a couple of weeks before the competition and pay for the meal of choice.

Sample competition day at Spotsylvania HS, 8:00 pm performance time (1.5 hr. travel time)

2:30 pm Rehearsal starts on main field

4:00 pm Eat meal/ Dress in uniform/ Load buses

5:00 pm Departure from Colgan

6:30 pm Arrival at Spotsylvania HS

8:00 pm Performance

Wait for awards, load buses, travel 1 ½ hours back to Colgan

10:30-10:45 pm Approximate return to Colgan



# It's all about the Uniform!

There's nothing quite like watching an entire band decked out in their shiny, new uniforms... but first, there are some things your marcher will need.

**UNIFORM FITTINGS WILL TAKE PLACE AT SUMMER REHEARSALS AND BAND CAMP. MORE INFORMATION TO COME AT A LATER DATE.**

## **What does my marcher need for fitting day?**

To keep our uniforms clean, all marchers need to wear a shirt with sleeves during the fitting. Returning marchers need to wear their marching shoes to measure the proper pant length. New marchers should wear athletic shoes.

## **What happens once my marcher is fit for a uniform?**

The marching uniform stays at school. Your marcher simply needs to remember to have the correct garments that are worn under the uniform, black knee socks, and their marching shoes with them anytime they will be dressing in the marching uniform.

## **What is worn under the uniform?**

Marchers must wear their navy, dry-fit uniform shirt, gray uniform shorts, and black **knee** socks under their marching uniform. These items were available for purchase on the 2023-24 Uniform Ordering Form. If you still need items, please see our Uniform Coordinator immediately.

You may be asked to wear your uniform shirt occasionally to school for a pep rally performance, but your gray uniform shorts are to be worn only under your uniform.

## **Uniform Wearing Rules**

All hair (male and female) must be tucked under the hat with no pieces hanging out. Make-up is not allowed on the face or neck to avoid transferring any stains to the uniform. No nail polish. No jewelry of any kind. Marchers who are in violation will be asked to fix the issues and then return to the uniform room when ready. Only approved foods may be eaten in uniform.

## **Marching shoes**

All marchers are required to wear a black marching shoe. Our uniform coordinator will size all students for shoes, even if they don't currently need them. Returning marchers- please check the condition of your marching shoes. If they are too small, damaged, or they can't be cleaned to uniform standard condition, you will need to purchase new shoes.

## **Hats in the Stands**

The shako (the hat that is part of the uniform) may be taken off when marchers are in the stands. Only two hats are approved to be worn with the uniform while in the stands- the navy, band baseball cap, or the navy, band winter beanie hat. The baseball cap is \$15 and the winter beanie is \$12, both are available for purchase from our Spirit Wear Coordinator.

**Thank you for making our band look great!**





## BAND CAMP “SURVIVAL” LIST

### WEAR:

- Shirt
- Shorts
- Socks
- Tennis/Running Shoes with good support (no Converse, Skate shoes, etc.)
- Hat
- Sunglasses
- Bandana (optional)

### BRING A DRAWSTRING BACKPACK EVERY DAY WITH THE FOLLOWING:

- Lunch
- Refillable water bottle
- Sunscreen
- Towel to sit on
- Dot Book (provided at Band Camp. Used to track positions in marching formations.)
- PRIDE OF COLGAN Marching Band lanyard with name tag (provided at Band Camp)

**Band Camp students must provide a wholesale club sized package of snacks for band camp. The Colgan Band Boosters will provide Gatorade at water breaks for all students. We require each student to bring their labeled snack the first day of Band Camp**



**SNACK LIST:** Bring **1 case** (20-30 count) of **individual** snacks. Please **do not** bring small boxes of items as these are harder to transport and store. Snacks can be found at wholesale clubs such as: BJ’s, Costco, Sams Club



Goldfish crackers, Cheezits, fruit snacks, animal crackers, Teddy Grahams, Ritz crackers, pretzels, small pringles (plain or sour cream), Skinny Pop, Rice Krispie treats, Pop-Tart Bites, Baked Lays, Fritos, Golden Oreos, Lorna Doones, and Nilla Wafers

We would also love some Gluten Free snacks: Plain Lays Chips, Lays Stax, Kettle Brand snacks, Boom Chica Pop, Smart Pop, Made Good Brand

**(Please no snacks that contain peanuts or chocolate)**










## Dear NEW Marching Band Parent,

(And a great refresher for veteran marching band parents!)


We are so excited for the beginning of a new season and thankful your child is part of the Pride of Colgan Marching Band! Thank you for your commitment to this excellent program. We wanted to share with you some “insider information” about summer band camp.

The first couple of days of band camp will be spent teaching new marchers the fundamentals of marching. They will be joined by the full band, and they will begin to put the music they’ve been practicing with steps of the drill to create a marching show. The practice sessions during camp are long and demanding but so rewarding when students see what they can accomplish together with hard work and attention to detail. **They’ll also make some of the best friends of their high school career!**

There’s no getting around the fact that band camp is exhausting, but here are a few tips from seasoned parents to help new members stay strong and energized:

-  Prepare for **heat**. Slather on the sunscreen, wear a hat and sunglasses, and drink plenty of water thru during camp. Make sure you bring your Pride of Colgan water jug to the practice lot. Band parents have igloo jugs to refill water jugs.
-  Wear sturdy **shoes** (that are already broken in, No brand new shoes, please!) AND cushioned socks. Save those cute sandals and stylish fashion sneakers for school days.
-  Section leaders will encourage your student to dress for “Spirit Days” the second week of Band Camp. Ask him/her/them about it- and urge participation because it is crazy fun! It also helps bond a section together for the season.
-  Encourage your student to eat a healthy breakfast and pack a nutritious lunch. Students burn a lot of calories at Band Camp and need a nutritious breakfast and lunch to make it through the long days. Lunch break is a fun social time so encourage your child to join in when upper-class students invite them to sit together.
-  **Rest.** Encourage early bedtime during camp. You might not even have to say anything- they’ll fall asleep on the way home, just like they did in kindergarten!
-  Encourage a little exercise over the summer if your student usually has a rather sedentary summer. Camp is more enjoyable if you start to exercise a few weeks before camp starts. Go for a long walk or hike, stretch, and drink water. Encourage them to get their bodies ready for the workouts that band camp will require.
-  Rehearsal starts at the posted time. A student who shows up at the posted time doesn’t have time to put away their things, get their instrument, and get to the practice location before rehearsal begins. Most students arrive at least 15 minutes before the posted time to be ready to rehearse at the posted time

**MUSIC TIME = EARLY IS ON TIME, ON TIME IS LATE**

-  There’s one more piece to the puzzle, YOU! We would love to see you during Band Camp! We ask for volunteers during Band camp to help keep water jugs filled, snacks stocked, and be a helping hand to staff when they need it. It’s a great opportunity to meet the wonderful teenagers in the Pride of Colgan and the other parent volunteers. We hope you’ll be able to join us for a couple of hours this August!



## Parents' Introduction to Marching Band Competitions

### What can you expect on Marching Band Competition Day?

Typically, the band will rehearse at Colgan before boarding the bus to travel to the competition. The students are given an opportunity to eat a meal they've brought from home after rehearsal and before getting dressed into their uniform. The exact schedule depends on travel time to the event and when the band is scheduled to perform at the competition. The schedule for each competition day will be distributed to students a few days before the competition by Mr. Magee. It will also be posted on our website, sent out by email, and posted on our Facebook group.

**Parent help is needed for every competition in several areas.** If you are only able to help a little, this is the best way to make a big impact. We will send out a volunteer sign-up with areas we need help.

**Important** – For planning purposes, students should expect a marching band competition to be an **all-day commitment** which will last until late in the evening. Parents who just want to attend the competition do not need to follow the student's schedule. They should plan to arrive at the competition site at least an hour before the band is scheduled to perform in order to ensure adequate time to find parking, walk to the stadium, pay admission (typically \$10-\$15 for adults), and find their seats before the band competes.

Spectators are asked not to enter the stadium during a band performance. If you arrive while a band is performing, you should wait until a break before finding your seat. In fact, at many competitions there will be ushers who will indicate when to wait, and when you may enter the stands. We strongly recommend that parents plan their time at the competition so they can observe as many bands as possible – not just our band.

### What does the band do during all that time?

Close to 175 Pride of Colgan students, staff, and parent volunteers are involved when we participate in a marching band competition. Travel time varies based on competition location. After arrival at the competition venue, it typically takes about 1 ½ hours to set up, assemble instruments, and warm up. Warm-up activities occur away from the stadium to minimize interference with the bands that are performing at the same time. A typical marching band competition involves more than eight bands. The events are typically spread out over a large site (most competition sites are on football fields.)

### Transportation

Students always travel to and from marching band competitions as a group. Exceptions to this rule, if any, will be extremely rare, and only at the discretion of Mr. Magee. Preparation and transport to these events is already hectic and dealing with even one late or lost student could compromise the event for the rest of the band. Sometimes there are last minute changes which are discussed during the ride to the show. Sometimes the order or scheduled performance times change. This makes it essential for the students to travel and arrive at the event together. Parents are encouraged to carpool to these events as parking may be limited at certain venues.

### Finding Your Student

Students are required to leave their cell phones on the bus during a competition, so they will not be able to make or receive calls or texts from you.

Mr. Magee values the full attention of the students before a competition so parent involvement during warm-up and passage to the field should be avoided. Only volunteers signed up will be allowed to enter with the band.

After the performance they will return to the buses to put away their instruments before returning to the stadium to watch the remaining bands perform and wait for the awards ceremony. Students will remain in full uniform for the duration of the competition unless directed otherwise by Mr. Magee.

### Finding Other Parents and Where To Sit

Finding other Colgan parents is much easier than finding your own student. We try to sit together, and you can usually find us by looking for Pride of Colgan Band shirts in the crowd. At most competitions, parents and spectators (paying customers) sit on the "Home" side of the stadium. Performers (our students) are often required to sit as a group while watching

performances and occasionally they must sit on the “Away” side of the stadium because they perform later in the competition.

### **Food**

Students are given an opportunity to eat a meal before leaving for a competition but sometimes the band is gone for long period of time over a usual meal time. If this happens the Band Boosters will try to make accommodations with the event venue to pre-purchase meals for our students, which will be ready for them after they perform. These meals usually costs around \$6 and have been Chick-Fil-A sandwich meals in the past. Band volunteers have an opportunity to purchase this meal as well. Additionally, food is also typically available for purchase at every competition arranged by the hosting venue. Some parents choose to provide money for his/her student for snack purchases. Students are responsible for following the uniform guidelines when purchasing and eating food in uniform.

### **Weather**

Inclement weather does not automatically cancel a marching band competition. In most cases, the competition will continue even if it is raining. We strongly recommend you bring additional clothing for cold and wet conditions. Competitions often extend into the evening, and it can get very cold, and sometimes it gets very wet. Most stadiums have metal seating which will suck every trace of heat from your body if you don't also bring something soft and insulated to sit on. We recommend a Pride of Colgan stadium chair!

### **What to Bring With You**

- Money – for admission to the competition and for purchasing food and beverages. Admission is typically \$10-15 for adults, sometimes less for children. (Performers do not pay)
- Warm Clothes
- Wet weather gear
- Warm blanket to put over you
- Stadium seat or something to sit on
- Water to drink

### **What to Send With Your Student**

- Water Jug
- Sunscreen
- For longer hair: bobby pins, elastics, brush
- A small bag for belongings, if needed

### **Competition Schedule**

There are usually around 8 or more bands at a competition. The bands are assigned to classes based on the size of the band. There are typically as many as five classes of bands at a competition. Classification is based on the total number of performers, but the classification may vary based on the competition due to the number of bands performing. The schedule at a given competition usually starts with the smallest class (1A) and moves up to toward the largest class (5A). After the final band performs there is a break for score calculation. During this time the host band often performs an exhibition (host bands are not allowed to compete). Then the awards ceremony begins.

Our band is typically classified as AAAA or AAAAA band (depending upon the competition) which means that we will tend to compete later in the schedule. We will usually know our approximate performance time in advance, but schedules can and do change during the competition. Planning to arrive “just in time” to hear our band can be very risky. Awards ceremonies can go late into the evening, typically ending around 9:00 PM

### **Heading Home**

After the awards ceremony students return to the bus area to load up for their return trip home. Any remaining items (instruments, equipment, etc.) need to be loaded onto the truck before we leave. Once the buses and truck return to the school a number of items must be unloaded and put away. By the end of a long marching band competition day we are all very tired and anxious to go home but students need to stay until the unloading and clean-up is complete.

**Enjoy the experience**



### UNIFORM ITEMS: WHAT DO I NEED TO ORDER?

All New Marching Band & New Color Guard students will need to order the required uniform items

Please go to <https://colgan-hs-band-boosters.square.site/> to put the following items in your cart and pay at check out. These items **MUST** be purchased between **July 1st, 2023 and July 7th, 2023** or they will not be available to be distributed during the second week of band camp. Late orders will also not be guaranteed to be received and distributed prior to marching band season and may need to be ordered by the parent/guardian.

If you require a financial plan please contact [treasurer@colganband.com](mailto:treasurer@colganband.com) to make arrangements

### NEW MARCHING BAND REQUIRED UNIFORM ITEMS:

- 2 Navy Shirts (please choose size)
- 1 pair gray shorts (Select size and 5" womens cut or 7" mens' cut)
- 1 pair navy warm up pants (Select size and "Ladies" or "Mens" for cut)
- 2 pairs black uniform socks
- 1 pair black marching shoes (Students will be sized during summer uniform measurement appointments)

New marchers receive; 1 pair of gray gloves, & a water jug at no cost.

Additional items may be purchased at this time: Many marchers like to have a second pair of uniform shorts, as well as additional gloves-especially if they cut the fingertips off of them. Drumline and Front Ensemble to not require to purchase gloves

### NEW COLOR GUARD REQUIRED UNIFORM ITEMS:

- 2 Navy Shirts (please choose size)
- 1 pair gray shorts (Select size and 5" womens cut or 7" mens' cut)
- 1 pair warm up pants (Select size and "Ladies" or "Mens" for cut)
- 1 Color Guard Jacket (Select size and "NAME" you want on your jacket)
- 1 pair jazz shoes (Students will be sized during color guard summer rehearsals)
- 1 pair Color Guard gloves

New color guard members receive a water jug at no cost. If your student requires additional items

(like an extra pair of shorts) please purchase at this time.

**\*\*Any issues ordering please contact [info@colganband.com](mailto:info@colganband.com)\*\***

**RETURNING MARCHERS AND COLOR GUARD MEMBERS:**

\*Returning Color Guard are required to purchase new jazz shoes and 1 pair of Color Guard gloves\*

For all members: Please check the fit of your current navy shirts, gray shorts, warm up pants, and marching shoes

Sizing for marching shoes and color guard shoes will be taken at the summer uniform measuring appointment.

If you require replacements or additional items you will need to purchase no later than Friday July 7th.

Should you find that you cannot find items, or they no longer fit and order after July 7th we cannot guarantee

that you will have them before the marching band season begins.

**\*\*REMINDER: You will not be using CHARMS to pay for uniform items. You will be required to pay for all uniform items at checkout in the online store. DEADLINE IS FRIDAY JULY 7TH, 2023 FOR ALL UNIFORM ORDERS\*\***

# PRIDE OF COLGAN UNDERGARMENT SIZING GUIDE

MEN'S WARM-UP PANTS (INCHES) <small>Item #7760</small>					
SIZE	S	M	L	XL	2XL
ELASTIC WAIST RELAXED	27	29	31	33	35
HIPS – 8" FROM TOP OF WAIST	38	42	46	50	54
INSEAM	31	31 ½	32	32	32

LADIES WARM-UP PANTS (INCHES) <small>Item #7762</small>					
SIZE	XS	S	M	L	XL
ELASTIC WAIST RELAXED	29	30	31	32 ½	34 ¼
HIPS – 8" FROM TOP OF WAIST	40	42	44	47	50 ½
INSEAM	31 ½	32	32 ½	33	33

YOUTH WARM-UP PANTS (INCHES) <small>Item #7761</small>	
SIZE	YOUTH LARGE (YL) (AKA MEN'S XS)
ELASTIC WAIST RELAXED	26 ½
HIPS – 8" FROM TOP OF WAIST	38
INSEAM	28 ½

UNISEX SPORT-TEK TEES (INCHES) <small>Item #ST350</small>						
SIZE	XS	S	M	L	XL	2XL
CHEST (PIT TO PIT)	18 ½	20	21 ½	23	24 ½	26
APPROX. CHEST CIRCUMFERENCE	37	40	43	46	49	52
BACK LENGTH	27	28	29	30	31	32
SLEEVE LENGTH	17 ¾	18 ½	19 ¼	20	20 ¾	21 ½

MEN'S SHORTS (INCHES) <small>Item #410700</small>						
SIZE	XS	S	M	L	XL	2XL
ELASTIC WAIST RELAXED (ACROSS TOP OF WAIST OPENING)	13 ¼	14 ¼	15 ¼	16 ¼	17 ¼	18 ¼
APPROX RELAXED WAIST CIRCUMFERENCE	26 ½	28 ½	30 ½	32 ½	34 ½	36 ½
INSEAM	7	7	7	7	7	7

LADIES SHORTS SIZING GUIDE (INCHES) <small>Item #411600</small>						
SIZE	XS	S	M	L	XL	2XL
ELASTIC WAIST RELAXED (ACROSS TOP OF WAIST OPENING)	12 ½	13 ½	14 ½	15 ½	16 ½	17 ½
APPROX RELAXED WAIST CIRCUMFERENCE	25	27	29	31	33	35
INSEAM	5	5	5	5	5	5

P  
A  
N  
T  
S

T  
E  
E  
S

S  
H  
O  
R  
T  
S

GLOVES AND SOCKS ARE ONE-SIZE FITS ALL (OS)